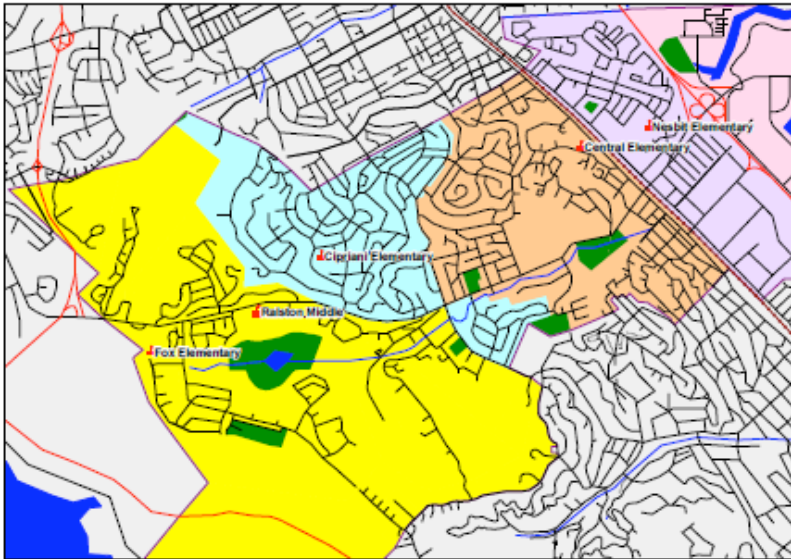


Current Elementary Attendance Areas in Western Area

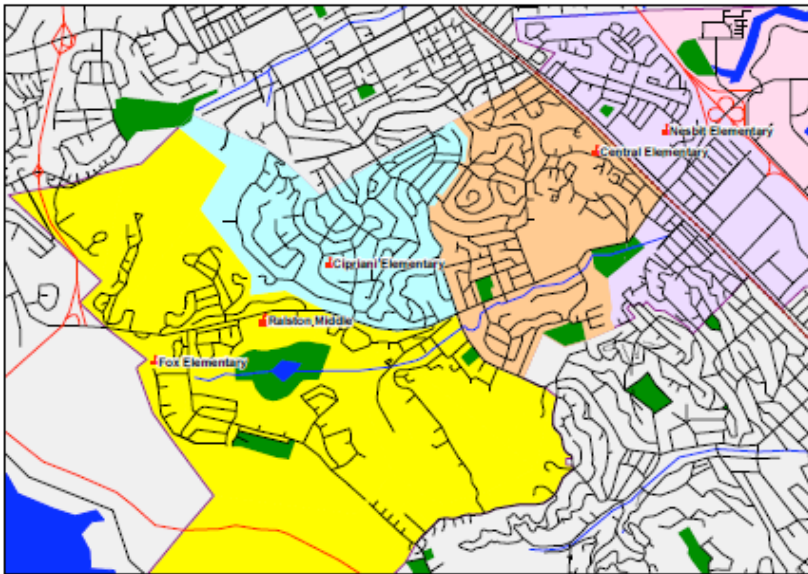


Current Enrollment & 2013

	Current	2013
Central	438	471
Cipriani	379	397
Fox	409	439
Nesbit	311	331
Redwood Shores	265	399
Sandpiper	498	462

*other students added to account for total enrollment

Alternative "A" from EPC for Potential Revised Attendance Areas

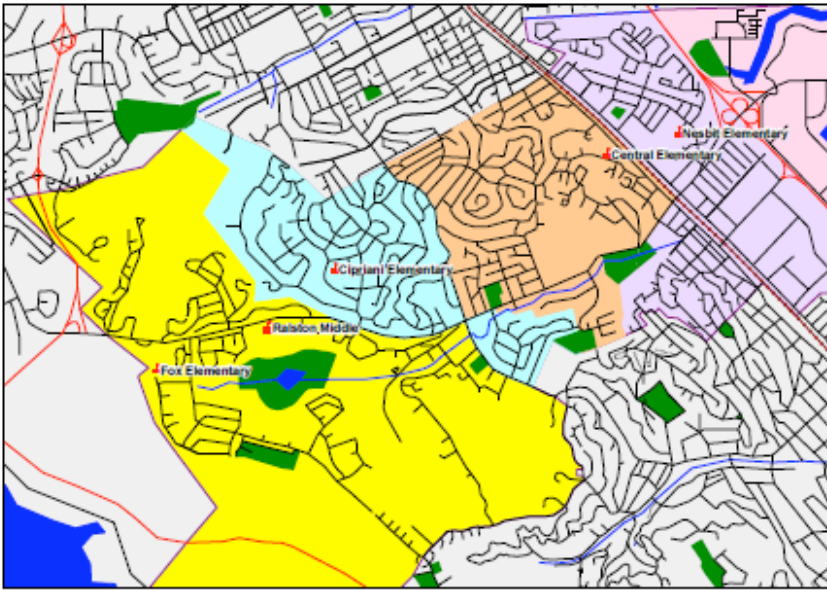


Alternative A

	Current	2013
Central	370	409
Cipriani	332	353
Fox	410	439
Nesbit	409	437
Redwood Shores	265	399
Sandpiper	498	462

*other students added to account for total enrollment

Alternative "B" from EPC for Potential Revised Attendance Areas

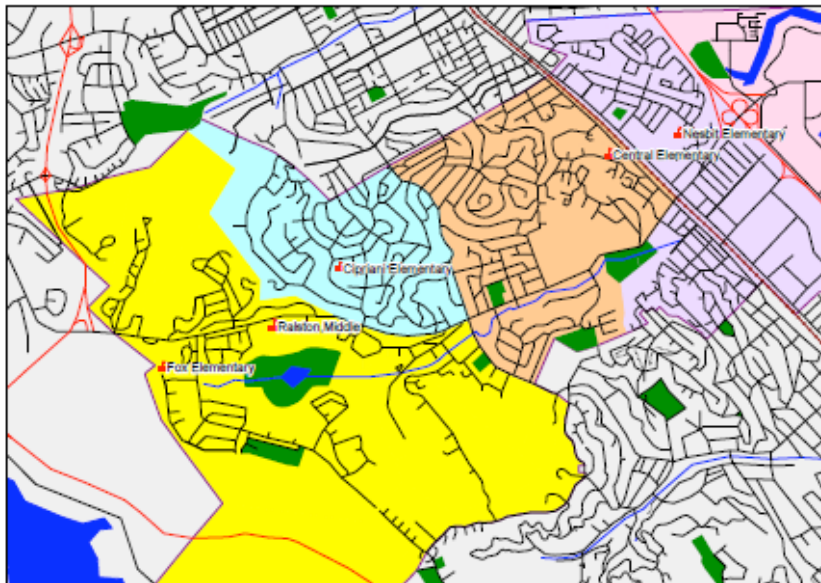


Alternative B

	<i>Current</i>	<i>2013</i>
<i>Central</i>	375	419
<i>Cipriani</i>	327	343
<i>Fox</i>	410	439
<i>Nesbit</i>	409	437
<i>Redwood Shores</i>	265	399
<i>Sandpiper</i>	498	462

**other students added to account for total enrollment*

Alternative "C" for Potential Revised Attendance Areas



Alternative C

	<i>Current</i>	<i>2013</i>
<i>Central</i>	421	464
<i>Cipriani</i>	281	298
<i>Fox</i>	410	439
<i>Nesbit</i>	409	437
<i>Redwood Shores</i>	265	399
<i>Sandpiper</i>	498	462

**other students added to account for total enrollment*